

# GRSS Conduit Outlet Boxes with Multiple Hubs

## Explosionproof, Dust-Ignitionproof, Raintight

UNILETS™ for use with Threaded Metal Conduit. Furnished with Internal Ground Screw and O-ring gasket.

### NEC/CEC:

Class I, Division 1 and 2, Groups B♦, C, D  
 Class II, Division 1 and 2, Groups E, F, G  
 Class III

### Applications

- Complies with a wide range of classified area requirements.
- Corrosion-resistant: ideal indoors or out.
- For pulling of wires.
- Connect conduit lengths and change direction of conduit runs.
- Provide access for maintenance.

### Features

- Accurately tapped, tapered hub threads for tight, rigid joints and ground continuity.
- Furnished with covers.
- General purpose wiring.
- Multiple hubs permit flexibility.
- Copperfree aluminum body and cover provide superior corrosion resistance.
- Internal ground screw standard.
- Cover o-ring included.

### Standard Materials

- Bodies and covers: copperfree (4/10 of 1% max.) aluminum

### Standard Finishes



- Epoxy powder coat

### NEC/CEC Certifications and Compliances

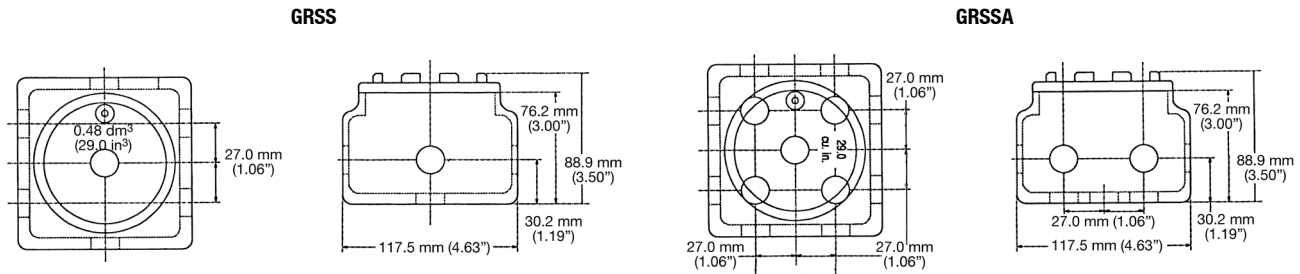
- UL Standard: UL 886 (UL 1203)
- UL Listed: E85310
- CSA Standard: C22.2 No. 25, C22.2 No. 30
- CSA Certified: 025875

Appleton®

ENCLOSURES AND JUNCTION BOXES: NEC/CEC EXPLOSIONPROOF OUTLET BOXES

Box Type	Conduit Size (Inches)	Cover Opening mm (in)	Hubs	Plugs	Capacity dm <sup>3</sup> (in <sup>3</sup> )	Catalog Number ♦
<b>GRSS Outlet Box with Cover</b>						
	<i>Internally threaded aluminum bodies with externally threaded aluminum form 1 covers. Has 7 hubs; 2 on each of the sides, 1 on the top, 1 on the bottom and 1 on the center in the back. Furnished with 4 close-up plugs and o-ring.</i>					
GRSS	1/2	85.9 (3.38)	7	4	0.48 (29.0)	<b>GRSS50</b>
	3/4	85.9 (3.38)	7	4	0.48 (29.0)	<b>GRSS75</b>
	1	85.9 (3.38)	7	4	0.48 (29.0)	<b>GRSS100</b>
<b>GRSSA Outlet Box with Cover</b>						
	<i>Internally threaded aluminum bodies with externally threaded aluminum form 1 covers. Has 13 hubs; 2 on each side, 2 each on top and bottom and 5 in the back. Furnished with 5 close-up plugs and o-ring.</i>					
GRSSA	1/2	85.9 (3.38)	13	5	0.48 (29.0)	<b>GRSSA50</b>
	3/4	85.9 (3.38)	13	5	0.48 (29.0)	<b>GRSSA75</b>
<b>Replacement Parts</b>						
	Replacement Cover					<b>GRK1</b>
	Replacement O-Ring					<b>GRG1</b>

### Dimensions in Millimeters (Inches)



♦ In Class I, Division 1, Group B atmospheres, all conduit runs must have a sealing fitting (not supplied) field-installed adjacent to the enclosure.